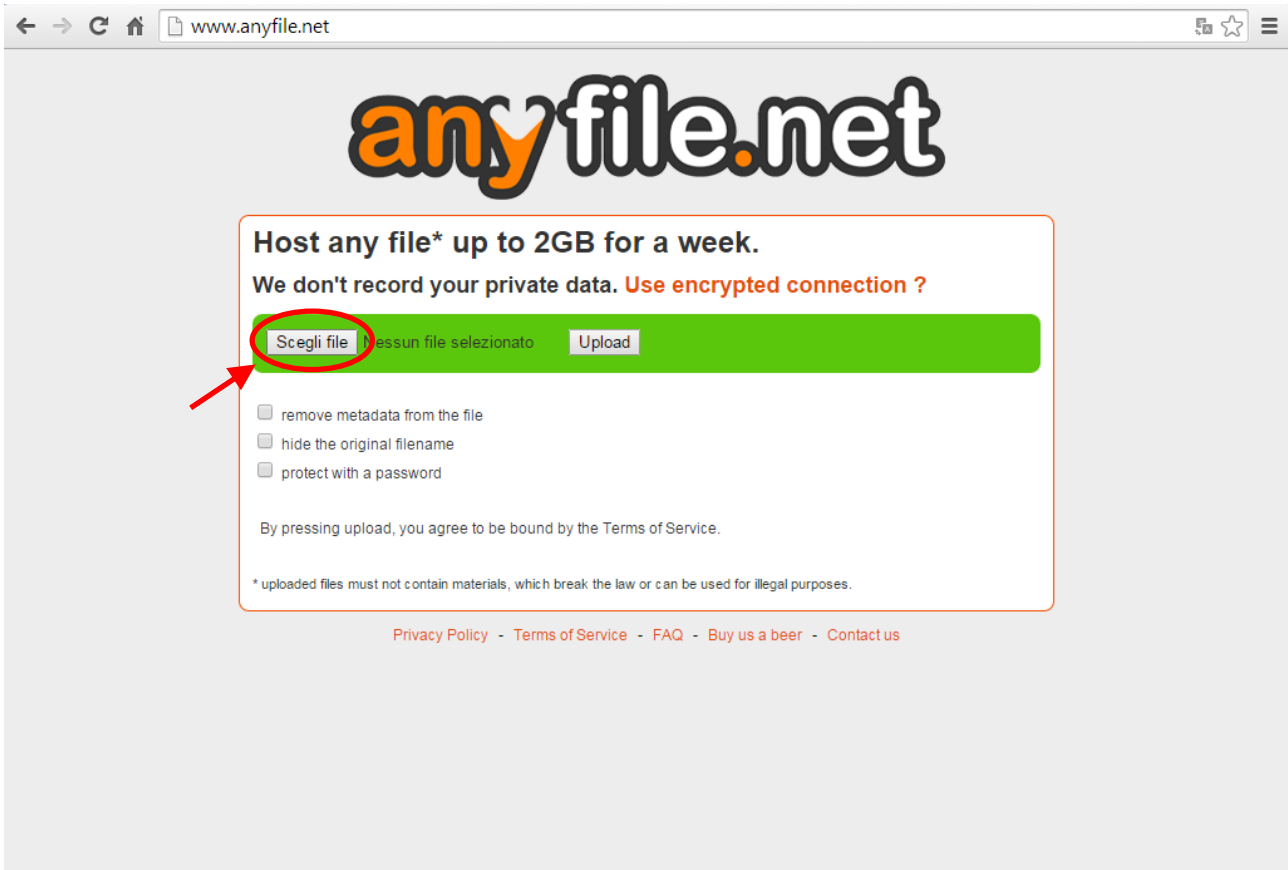


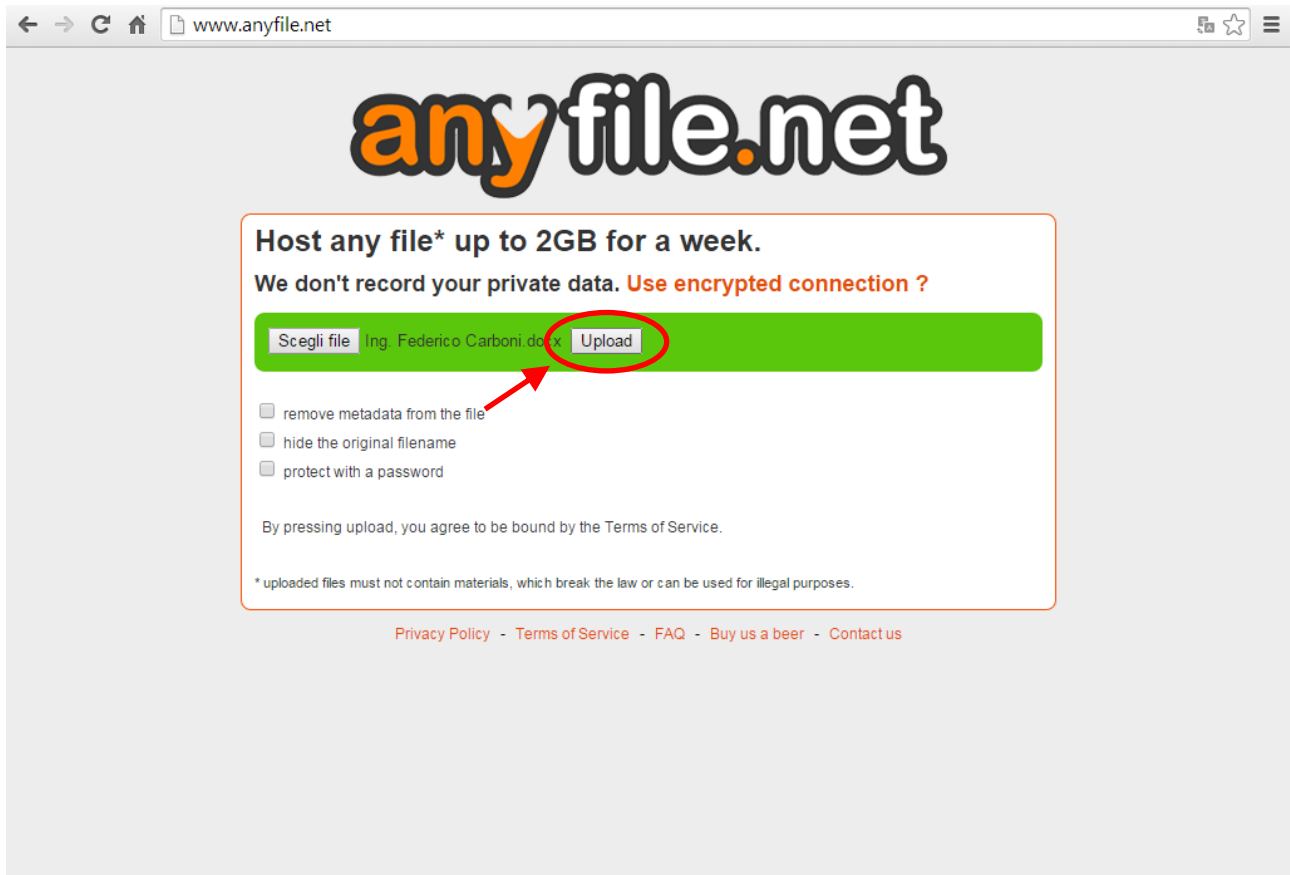
PASSO 1

Dopo aver cliccato su “Carica file”, sarai automaticamente indirizzato alla pagina di upload fornita da anyfile.net. Clicca su “Scegli file”.



PASSO 2

Selezionato correttamente il file da caricare, il suo nome comparirà scritto di fianco al pulsante “Scegli file”. Clicca su “Upload”.



The screenshot shows the anyfile.net website interface. At the top, the browser address bar displays "www.anyfile.net". The main heading is "anyfile.net" in a stylized font. Below the heading, a promotional banner reads "Host any file* up to 2GB for a week. We don't record your private data. Use encrypted connection?". The central upload area features a green bar with a text input field containing "Ing. Federico Carboni.docx" and an "Upload" button. The "Upload" button is circled in red, and a red arrow points to it from the text "Clicca su 'Upload'". Below the green bar, there are three unchecked checkboxes: "remove metadata from the file", "hide the original filename", and "protect with a password". A disclaimer states "By pressing upload, you agree to be bound by the Terms of Service." and a footnote reads "* uploaded files must not contain materials, which break the law or can be used for illegal purposes." At the bottom, there are links for "Privacy Policy", "Terms of Service", "FAQ", "Buy us a beer", and "Contact us".

PASSO 3

Eseguito l'upload del file comparirà la seguente schermata. Seleziona e copia la scritta che compare all'interno del riquadro "link to file".



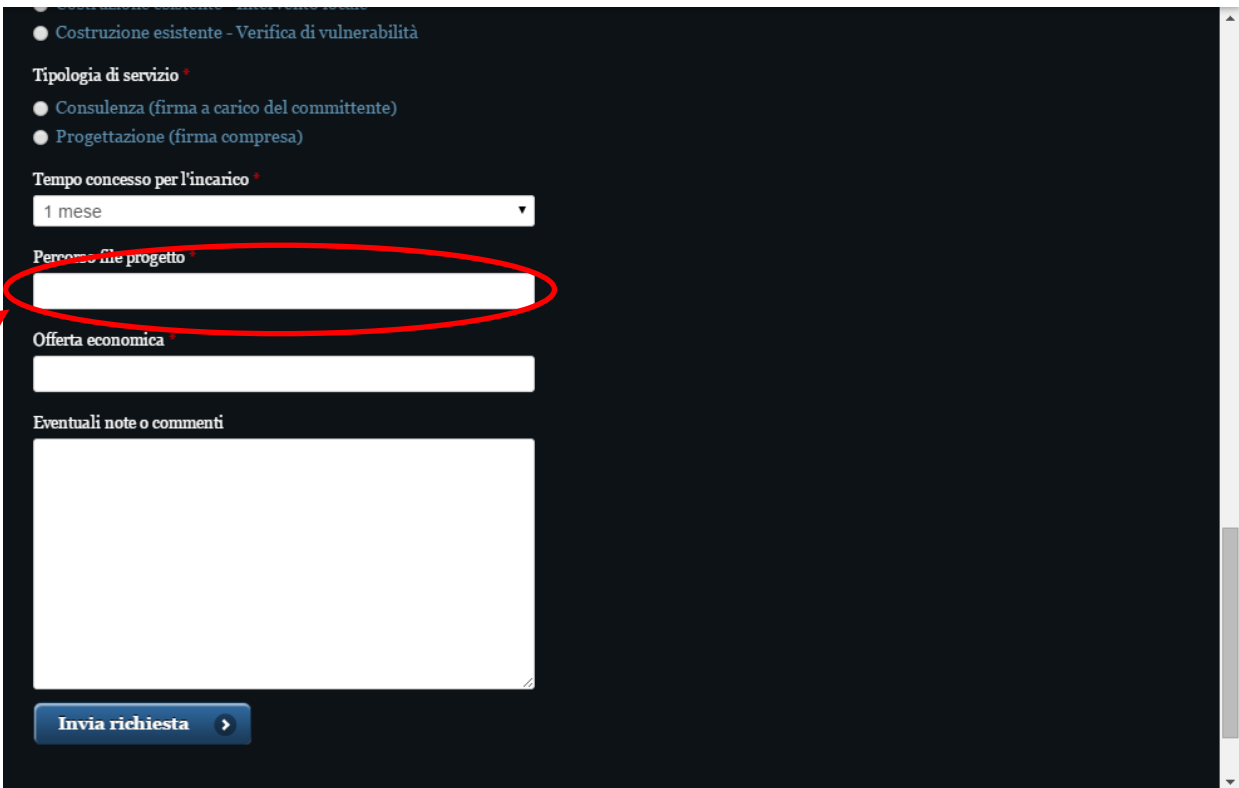
The screenshot shows the anyfile.net website interface. At the top, the browser address bar displays "www.anyfile.net". The main heading is "anyfile.net" in a stylized font. Below the heading, a file upload confirmation box is visible, titled "Ing. Federico Carboni.docx". This box contains three sections:

- link to file:** A text input field containing the URL `http://www.anyfile.net/AFIXfgq96IA/`. This URL is circled in red, and a red arrow points to it from the left.
- delete file:** A text input field containing the URL `http://www.anyfile.net/d/SZJU5DuQ6IA/`.
- email these links to:** A text input field containing the placeholder text "your email".

Each of the two URL input fields is accompanied by a QR code to its right. At the bottom of the box, there is a "Send" button. Below the main box, a partial promotional banner is visible with the text "Host any file* up to 2GB for a week".

PASSO 4

Incolla il link all'interno della casella "Percorso file progetto".



The image shows a dark-themed web form with several sections:

- Costruzione esistente - Verifica di vulnerabilità**: A radio button is selected.
- Tipologia di servizio ***: Two radio buttons are present: "Consulenza (firma a carico del committente)" and "Progettazione (firma compresa)".
- Tempo concesso per l'incarico ***: A dropdown menu is set to "1 mese".
- Percorso file progetto**: A text input field is highlighted with a red circle, and a red arrow points to it from the left.
- Offerta economica ***: A text input field.
- Eventuali note o commenti**: A large text area.
- Invia richiesta**: A blue button with a right-pointing arrow.